



COLDWELL BANKER

AREA REPORT

ST. CROIX

APRIL 2023 | SINGLE FAMILY



BRYONY LOCHER

Direct: 340-778-7000

Cell: 340-227-7657

bry@coldwellbankervi.com

www.coldwellbanker.com

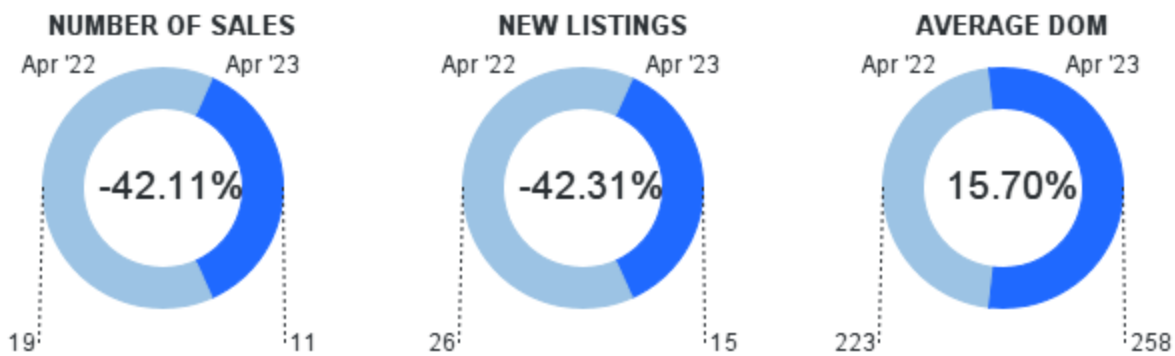


COLDWELL BANKER
ISLAND AFFILIATES

ST. CROIX | April 2023

REAL ESTATE SNAPSHOT - Change since this time last year

Single Family



-67.03% ↓

MEDIAN SALES PRICE
SINGLE FAMILY

-59.28% ↓

AVERAGE SALES PRICE
SINGLE FAMILY

-65.75% ↓

**MEDIAN LIST PRICE
(SOLD LISTINGS)**
SINGLE FAMILY

-60.14% ↓

**AVERAGE LIST PRICE
(SOLD LISTINGS)**
SINGLE FAMILY

■ Apr '22 ■ Apr '23

AREA REPORT

ST. CROIX

FULL MARKET SUMMARY

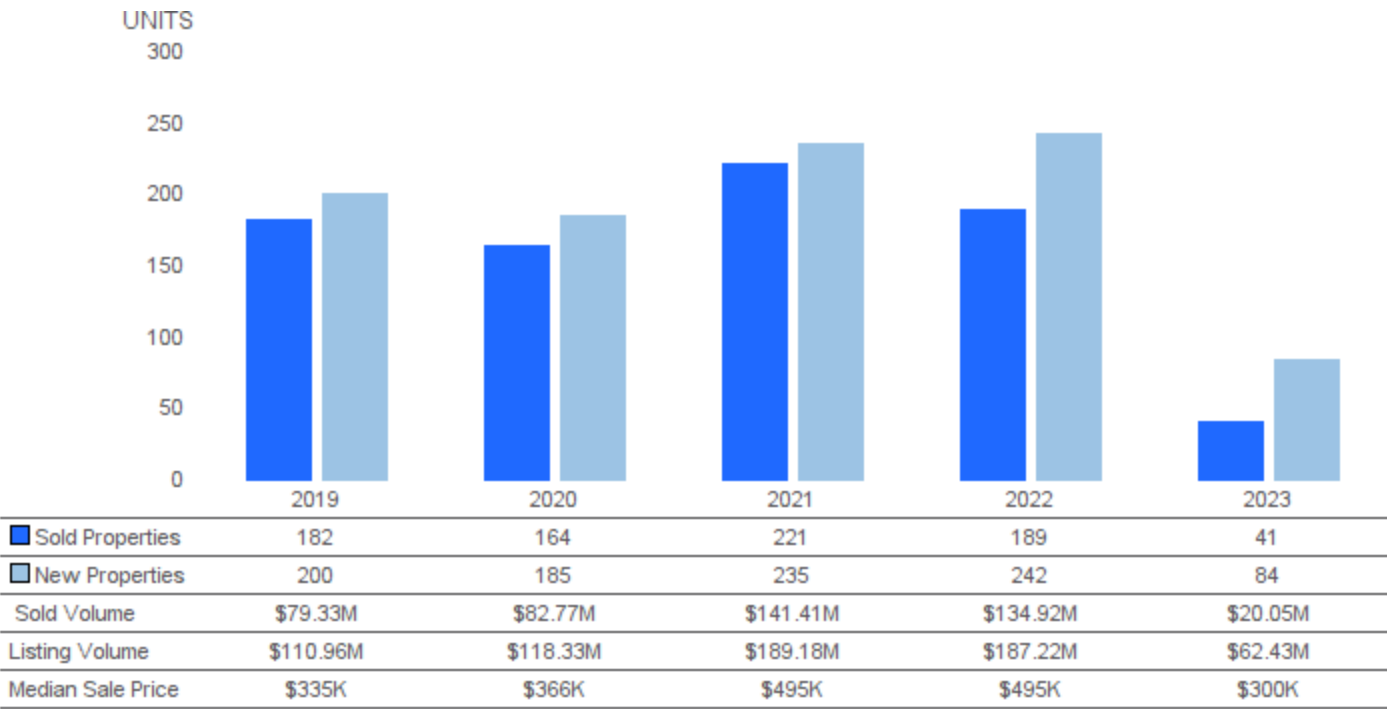
April 2023 | Single Family ?

	Month to Date			Year to Date		
	April 2023	April 2022	% Change	YTD 2023	YTD 2022	% Change
New Listings	15	26	-42.31% ↓	84	84	0%
Sold Listings	11	19	-42.11% ↓	41	63	-34.92% ↓
Median List Price (Solds)	\$325,000	\$949,000	-65.75% ↓	\$330,000	\$705,000	-53.19% ↓
Median Sold Price	\$300,000	\$910,000	-67.03% ↓	\$300,000	\$705,000	-57.45% ↓
Median Days on Market	188	173	8.67% ↑	142	185	-23.24% ↓
Average List Price (Solds)	\$488,445	\$1,225,526	-60.14% ↓	\$492,300	\$913,761	-46.12% ↓
Average Sold Price	\$463,045	\$1,137,210	-59.28% ↓	\$488,939	\$861,777	-43.26% ↓
Average Days on Market	258	223	15.7% ↑	214	223	-4.04% ↓
List/Sold Price Ratio	93.5%	93.7%	-0.31% ↓	93.8%	95.9%	-2.23% ↓

SOLD AND NEW PROPERTIES (UNITS)

April 2023 | Single Family ?

Sold Properties | Number of properties sold during the year
New Properties | Number of properties listed during the year.

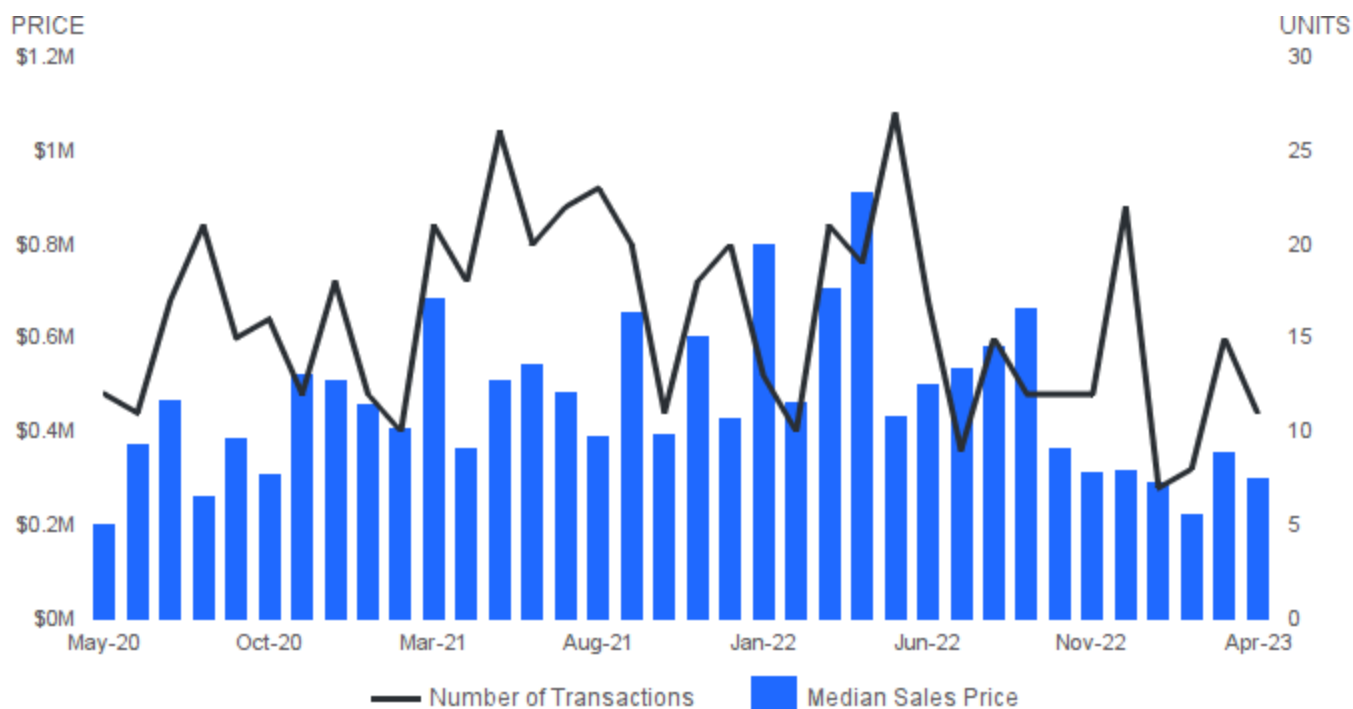


MEDIAN SALES PRICE AND NUMBER OF SALES

April 2023 | Single Family ?

Median Sales Price | Price of the "middle" property sold -an equal number of sales were above and below this price.

Number of Sales | Number of properties sold.



AVERAGE SALES PRICE AND AVERAGE DAYS ON MARKET

April 2023 | Single Family ?

Average Sales Price | Average sales price for all properties sold.

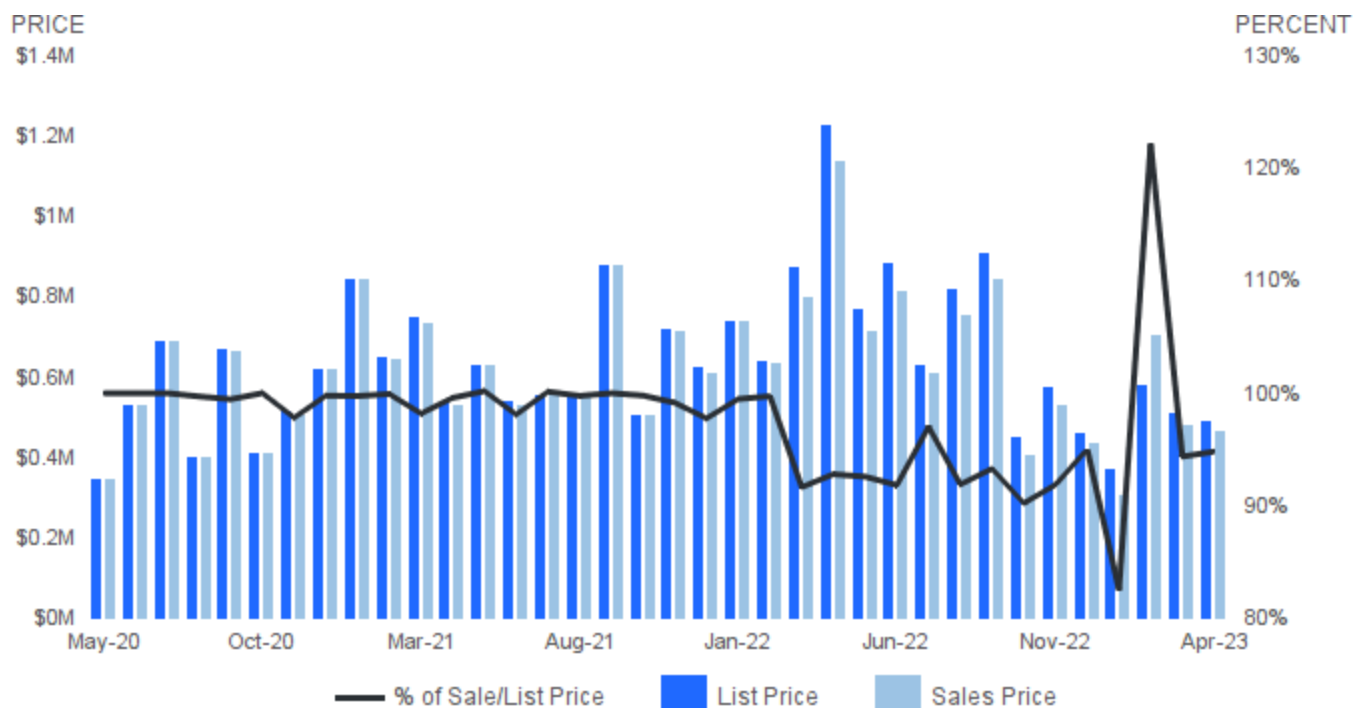
Average Days on Market | Average days on market for all properties sold.



SALES PRICE AS A PERCENTAGE OF ORIGINAL PRICE

April 2023 | Single Family ?

Sale Price as a Percentage of Original Price | Average sale price of property as percentage of final list price.



AVERAGE SALES PRICE AND NUMBER OF PROPERTIES FOR SALE

April 2023 | Single Family ?

Average Sales Price | Average sales price for all properties sold.

Properties for Sale | Number of properties listed for sale at the end of month.

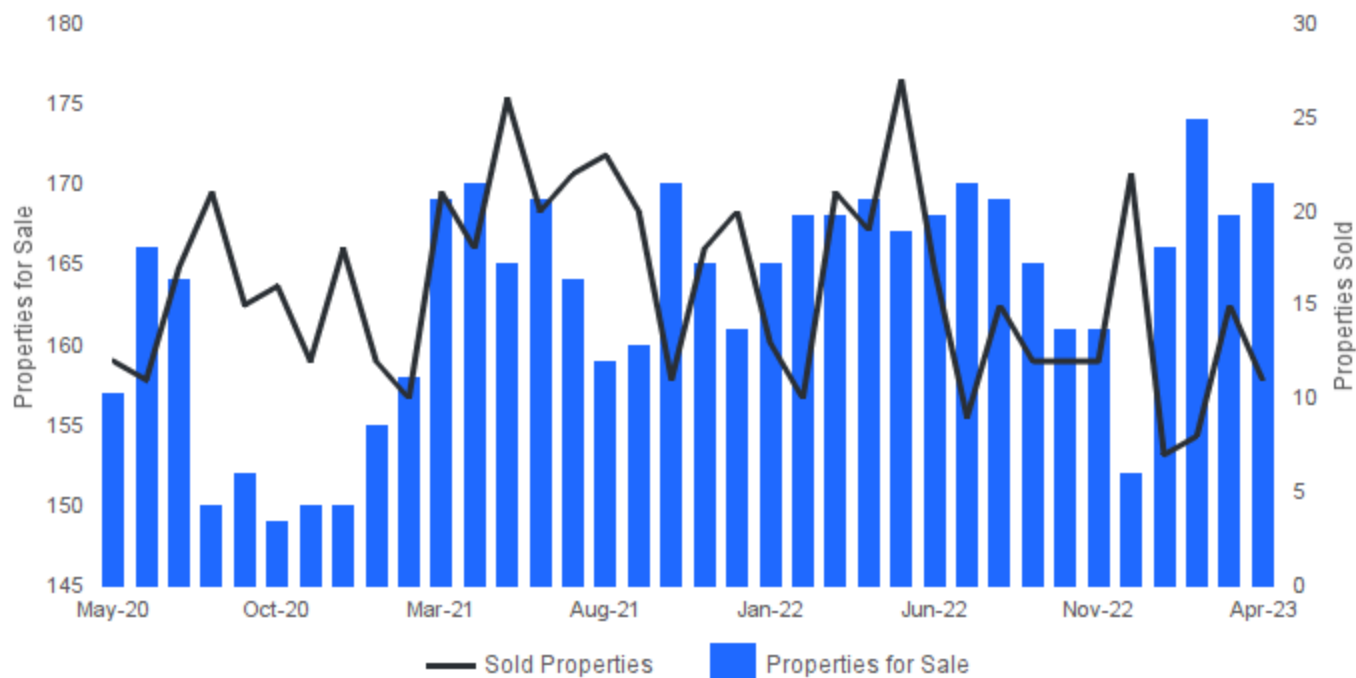


PROPERTIES FOR SALE AND SOLD PROPERTIES

April 2023 | Single Family ?

Properties for Sale | Number of properties listed for sale at the end of month.

Sold Properties | Number of properties sold.



AVERAGE ASKING/SOLD/UNSOLD PRICE

April 2023 | Single Family ?

Unsold Price | the average active list price

Asking Price | the average asking price of sold properties

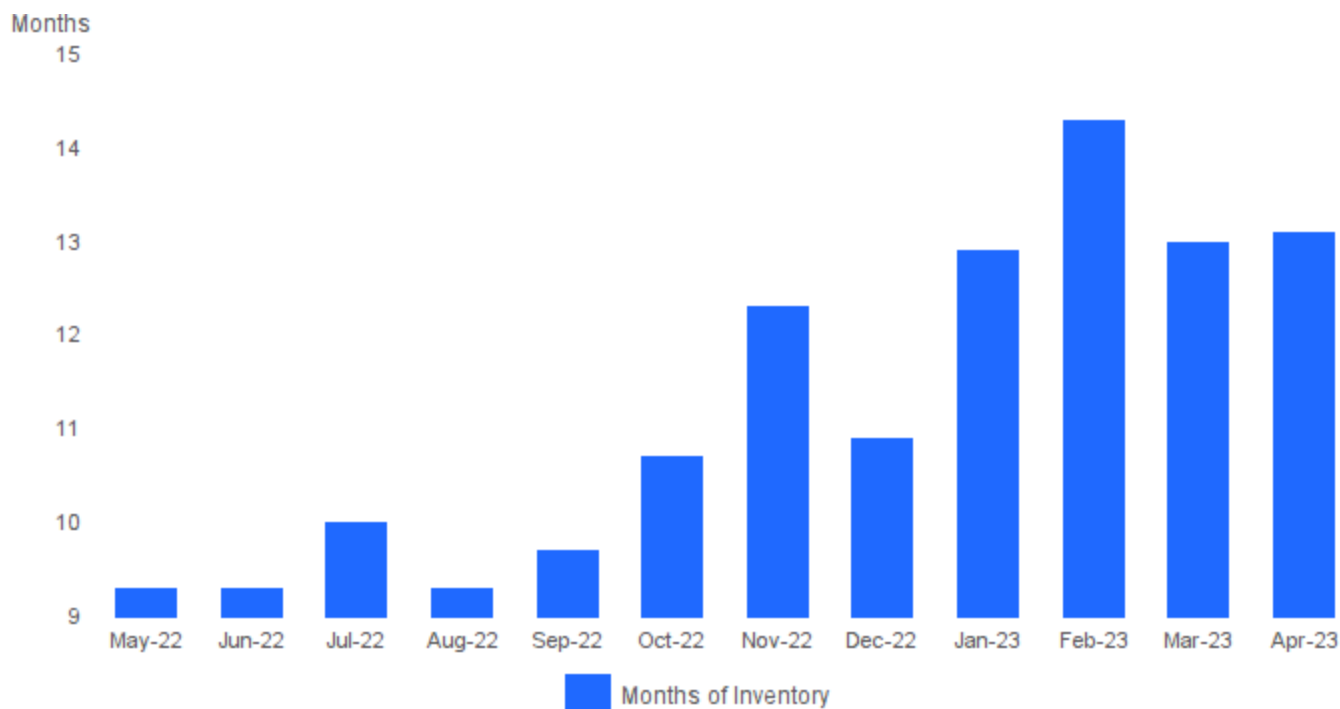
Sold Price | the average selling price



ABSORPTION RATE

April 2023 | Single Family ?

Absorption Rate | Looks at the past year's monthly supply of inventory. In a normal market there should be a 6 month supply. The higher the rate above 6 the more aggressive a seller has to be with the competition; price and having a picture perfect property.



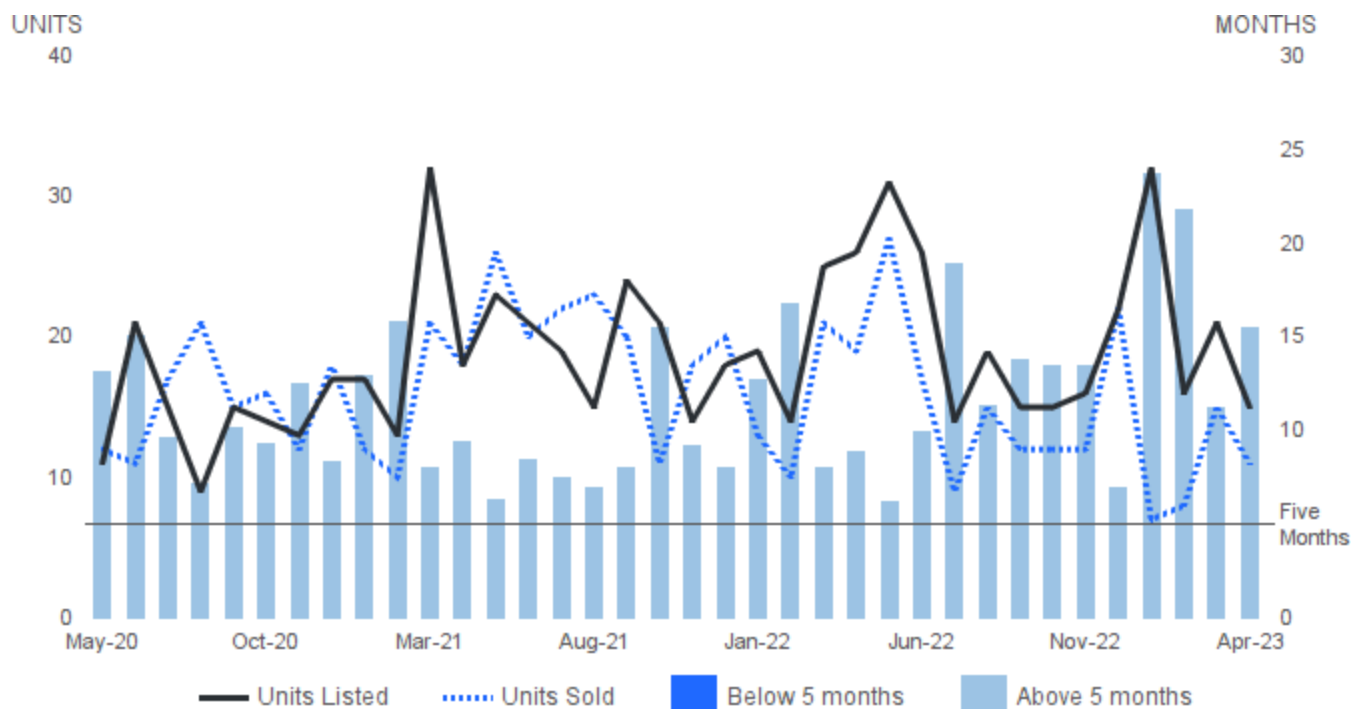
MONTHS SUPPLY OF INVENTORY

April 2023 | Single Family ?

Months Supply of Inventory | Properties for sale divided by number of properties sold.

Units Listed | Number of properties listed for sale at the end of month.

Units Sold | Number of properties sold.



The property information herein is derived from various sources that may include, but not be limited to, county records and the Multiple Listing Service, and it may include approximations. Although the information is believed to be accurate, it is not warranted and you should not rely upon it without personal verification. ©2023 Coldwell Banker. All Rights Reserved. Coldwell Banker and the Coldwell Banker logos are trademarks of Coldwell Banker Real Estate LLC. The Coldwell Banker® System is comprised of company owned offices which are owned by a subsidiary of Anywhere Advisors LLC and franchised offices which are independently owned and operated. The Coldwell Banker System fully supports the principles of the Fair Housing Act and the Equal Opportunity Act. 